



Chain of Lakes MS

Media Center Collection Development Plan
2023-24

Robert Walker
Principal

Kelley Mitchell
Certified Educational Media Specialist

Table of Contents

Table of Contents	2
Executive Summary	3
District Strategic Plan 2025	3
School Collection Development Plan	3
School Assessment Analysis	4
Collection Analysis	5
Collection Analysis by Category	6
Notes	6
Representation Analysis	7
Results	7
Strategic Focus	8
Budget and Purchasing Plan	9
Annual Budget 2023-2024	9
Purchasing Plan 2023-2024	9
Year-to-Year Collection Change	10

Executive Summary

District Strategic Plan 2025

Orange County Public Schools is the eighth-largest school district in the United States and the fourth largest in Florida. The district serves more than 206,000 students at 202 schools and is one of the largest employers in Central Florida with more than 25,000 team members.

Vision: To ensure every student has a promising and successful future.

Mission: With the support of families and the community, we create enriching and diverse pathways to lead our students to success.

School Collection Development Plan

Chain of Lakes MS serves 1113 students enrolled in grades sixth through eighth. The student population's ethnicity is made of 38% Hispanic and 62% Non-Hispanic students. Additionally, we serve a diverse population made up of 50% White, 44% Black, 0% Native, 3% Asian, 1% Pacific, and 3% Multicultural students.

The administration includes Principal Robert Walker and Assistant Principals Charles Harbin and Tonishia Davila. Chain of Lakes MS is proud to offer the many special programs which provide students with opportunities. These include Orchestra/Band, Chorus, Performing Arts, Yearbook, Athletic Teams and Peer Counseling.

A thorough analysis of the current media center collection at Chain of Lakes MS indicates that the average age of the collection is 2006 and the number of books per student is 9. The [American Association for School Libraries](#) has established a criteria for highly effective media centers that includes a ratio of 15-20 books available per student in the collection.

At this time, Chain of Lakes MS does not meet the recommended standards for the number of books per student.

The analysis of the collection also revealed the following areas of strengths and concerns:

- Students at Chain of Lakes Middle School showed a decrease in scores on the ELA state achievement tests.
- In addition to the physical media center collection, the district provides almost 5,000 eBooks, audiobooks and digital magazines.
- The average publication date of 2006 for our library collection needs to be improved.
- Students are scoring at a low level on state testing, and our collection does not have many low lexile level titles to support their improvement.
- The media center needs more books with Latin American characters to represent the student population.
- Many of our students read in their native language as well as emerging second language readers. This is a need in our collection.
- Weeding will focus on the OCPS Catalog Project expectations as well as aged titles in fiction and nonfiction.

School Assessment Analysis

The school assessment analysis provides an overview of the school's assessment data for the previous two school years.

Proficiency Data							
Assessment	2021-22	Assessment	2022-23	Assessment	2021-22	Assessment	2022-23
<i>FSA ELA Grade 6</i>	35%	<i>FAST ELA Proficiency Grade 6</i>	28%	<i>FSA Math Grade 6</i>	36%	<i>FAST Math Proficiency Grade 6</i>	30%
<i>FSA ELA Grade 7</i>	33%	<i>FAST ELA Proficiency Grade 7</i>	25%	<i>FSA Math Grade 7</i>	37%	<i>FAST Math Proficiency Grade 7</i>	17%
<i>FSA ELA Grade 8</i>	34%	<i>FAST ELA Proficiency Grade 8</i>	33%	<i>FSA Math Grade 8</i>	20%	<i>FAST Math Proficiency Grade 8</i>	37%
<i>Civics EOC</i>	49%	<i>Civics EOC</i>	38%	<i>FSA Algebra 1 EOC</i>	82%	<i>BEST Algebra 1 EOC</i>	71%
<i>NGSSS Sci 8 EOC</i>	35%	<i>NGSSS Sci 8 EOC</i>	36%	<i>FSA Geometry EOC</i>	85%	<i>BEST Geometry EOC</i>	80%

Comparison between 2021-22 and 2022-23 Testing Data

(a dapted from <https://www.fldoe.org/accountability/assessments/k-12-student-assessment/results/2023.stml>)

In 2023, the state transitioned from Florida Standards Assessments (FSA) to Florida Assessment of Student Thinking (FAST) for English Language Arts (ELA) and Mathematics. The 2022-23 for FAST and Benchmarks for Excellent Student Thinking (B.E.S.T.) End-of-Course (EOC) assessments are based on **provisional** achievement level cuts that are linked to each assessment's respective 2021-22 reporting scale. Comparisons should not be made between the 2023 data and previous years' data.

Collection Analysis

The collection is developed for and influenced by students, their interests, academic needs and alignment to the curriculum. The data below is a snapshot of the collection based on a Titlewise Analysis from July 2023. Purchasing or weeding after that time is not reflected in this data.



9,873

Items in the Collection



9

Items per Student



37%

Fiction Titles
in the Collection



48%

Nonfiction Titles
in the Collection

Library media resources are curated to include both recently published works and classics that both rightfully impact the average age of the collection.



2006

Average Age of the
Collection



60%

Aged Titles



4%

Newer than 5 Years

Library media resources should be representative of the school. A commitment to representative literature is reflective of **OCPS values such as equity, inclusion, and respect.**



32%

Representative Titles
in Collection



2006

Representative Titles
Average Age

Social-Emotional Learning (SEL) library media resources can contribute to the **development of character and social-emotional skills**, one of the OCPS's key performance indicators.



32%

SEL Titles in Collection



2008

SEL Titles Average Age

Library media resources are distributed across the **Lexile reading level ranges** noted below.



1

BR-199
Lexile Items

33

200-349
Lexile Items

110

350-499
Lexile Items

968

500-674
Lexile Items

2431

675-909
Lexile Items

1332

910-1299
Lexile Items

22

1300+
Lexile Items

Collection Analysis by Category

The information collected in this section provides a detailed look at the current library collection by classification and genre. The information was gathered from Follett Destiny, the library management system, and Titlewave, the vendor's ordering and analysis tool.

Section	# of Titles	
Computer Science, Information & General Works	91	2006
Philosophy & Psychology	112	2004
Religion	105	2001
Social Sciences	1113	2004
Language	138	2002
Science	657	2007
Technology	560	2005
Arts & Recreation	668	2008
Literature	267	1998
History & Geography	1052	2006
Biography	1004	2005
Easy	53	1995
General Fiction	3640	2008
Graphic Novels	208	2008

Notes

- The average age of nearly all categories is early 2000's.
- The average age of the Easy section is severely outdated with an average age of 1995.
- The most current section is over 15 years old.

Representation Analysis

Enrollment & Demographic Data					
1,113 2023-24 Student Enrollment as of September 7, 2023	Subgroups		Federal Ethnicity		
	40% ELL	8% ESE	38% Hispanic	62% Non-Hispanic	
Federal Race Category					
50% White	44% Black	0% Native	3% Asian	1% Pacific	3% Multicultural

To deepen focus on strategic collection development, specific sections of the collection were analyzed in detail to determine whether the media center collection reflects and represents various points of view and experiences. The goal is to provide a balanced collection that can be both a mirror, to reflect a reader's experience, and a window, so readers can experience different viewpoints.

Results

Based on the available school data of Chain of Lakes MS in comparison to Collection Analysis results, it was found that:

Student Representation	% of Students	Total # of Titles	Total % of Titles	Avg. Age of Titles
Hispanic	38%	157	2%	2010
Black	44%	484	5%	2005
Asian	3%	78	1%	2002

Strategic Focus

This page lists the priorities for selection and weeding for each school year and includes the action, updates, and outcomes. This is subject to change due to funding and time constraints.

School Year	Strategic Focus
2023-2024	Selection Priorities <ul style="list-style-type: none">● Priority 1: Sunshine State books for 2023-2024● Priority 2: Update Fiction section based on student demographics and interest● Priority 3: Update aged Non Fiction titles in the 000, 100s, 500s, and 600s. (General Reference, Information & Computers, Philosophy and Psychology, Natural Science and Math, Technology)
	Weeding Priorities <ul style="list-style-type: none">● Priority 1: Reference Section● Priority 2: Social Sciences (300s)● Priority 3: Technology (600s)
2024-2025	Selection Priorities <ul style="list-style-type: none">● Priority 1: Sunshine State books for 2024-2025● Priority 2: Update Non Fiction in the 300s, and 700s. (Social Sciences and Arts and Recreation)● Priority 3: Update Graphic Novels based on student interest
	Weeding Priorities <ul style="list-style-type: none">● Priority 1: Arts and Recreation (700s)● Priority 2: Natural Science and Math (500s)● Priority 3: Geography, Maps and Atlases (910s)

Budget and Purchasing Plan

This page outlines the current budget available and specifically lists the priorities for this school year (2023-2024).

Annual Budget 2023-2024

State Funds	
Source	Amount
State (1001111000)	23,419.28
Internal Accounts	
Source	Amount
Book Fair Profits	43.85
Scholastic Bucks	0
Library Fines	113.08
Grants or Donations	0
Media Center	225.55
TOTAL	23,801.76

Purchasing Plan 2023-2024

Approximate Purchasing Plan	
Purpose	Amount
Sunshine State Books	1,000
Fiction	5,000
General Reference, Information & Computers, Philosophy and Psychology	500
Natural Science and Math, Technology	500





	Total	7,000
--	--------------	-------

Year-to-Year Collection Change

The information below represents the year-to-year change within the library media center collection from the 2022-23 to 2023-24 school year. The 2022-23 data is based on a collection analysis from June 2022, while the 2023-24 is based on a collection analysis from July 2023.

Data Reflection

- Weeded 23 items from collection

2022-23 Purchased and Weeded Materials		
Materials Added to the Collection	3	Materials Weeded from the Collection 23
Category	2022-23	2023-24
 Items in the Collection	9885	9873
 Items per Student	8	9
 Average Age of Collection	2006	2006
 Representative Titles in the Collection	44%	32%